



# WELLNESS SCREENING

Taking charge of your health starts with a Wellness Screening—an easy way to detect potential health issues early and earn Wellness Incentives to save up to \$600 off your Comfort Systems medical premiums.



**STEP 1: Register at [eHealthScreenings.com/signup](https://eHealthScreenings.com/signup).**

 **Screening Key:** LOC388

 **Username:** First Initial + Last Initial + DOB (MMDDYYYY)

 **Password:** Last Name + Last 4 SSN

**STEP 2: Select one screening option.**

 <p><b>PHYSICIAN SCREENING</b> Comprehensive Health Evaluation</p>	OR	 <p><b>LABCORP SCREENING</b> Fast Preventive Screening</p>
<b>Description</b>		
<p>An exam with your doctor, including an exam, blood work, and age-appropriate tests</p>	<p>A FREE &amp; quick screening at a LabCorp location</p>	
<b>Best For</b>		
<ul style="list-style-type: none"> <li>• Annual physical exams</li> <li>• Preventive care planning</li> <li>• Diagnosing symptoms</li> <li>• Managing chronic conditions</li> </ul>	<ul style="list-style-type: none"> <li>• Quick wellness check</li> <li>• Measures your numbers for key biometrics</li> </ul>	
<b>Registration</b>		
<ul style="list-style-type: none"> <li>• From the eHealth site, download the Physician Screening Form and bring it to your doctor</li> <li>• Upload the completed form after your visit</li> </ul>	<ul style="list-style-type: none"> <li>• Schedule an appointment at your preferred location and time</li> <li>• Nationwide locations offer a wide range of available times</li> </ul>	

**STEP 3: Attend your screening.**

- Fast 9 hours before
- Drink plenty of water
- Take prescribed meds

**STEP 4: Review your confidential results.**

Check your cholesterol, HDL, LDL, triglycerides, glucose, BMI, and more.

**STEP 5: Take action!**

Discuss your results with your doctor and a health plan.